

Student Success



A Guide to APA Referencing Style: 6th Edition

This guide has been prepared by staff from the UCOL Student Success Team.

January 2015

Updated March 2017

Contents

What is APA?	5
Why reference?.....	5
How to reference	6
1. In text citations	6
1.1. Three, four or five authors	7
1.2. Six or seven authors	7
1.3. Eight or more authors	8
1.4. Groups as authors	8
1.5. Similar information referred to by more than one author	9
1.6. Same author and same date	9
1.7. One work by one author, when the author is cited more than once in a paragraph	10
1.8. Citing a secondary source	11
2. Direct quotes	11
2.1. Short quote – less than 40 words	11
2.2. Longer quote – 40 words or more	12
2.3. Quotations from online resources that do not provide page numbers	12
3. The reference list	13
3.1. Books	14
3.2. Book – one author	14
3.3. Book – place of publication	14
3.4. Book – editor	14
3.5. Book – author & publisher are the same	15
3.6. Chapter in an edited book	15
3.7. Serial/journal articles	15
3.8. Serial / journal article (print)	15
3.9. Serial / journal article – more than one author (print)	15
3.10. Serial / journal article (online from a database – e.g. EBSCO or Newztext)	16
3.11. Serial / journal – more than one author (online– DOI)	16
3.12. Serial / Journal article – 8 or more authors (online – no DOI)	16
3.13. Internet sources	17
3.14. Internet – no author, no date	17
3.15. Internet – Organisation / Corporate author	17

4. Examples of various types of information sources	18
4.1. Act (statute / legislation).....	18
4.2. Blog post.....	18
4.3. Brochure / pamphlet.....	18
4.4. Brochure / pamphlet (no author)	19
4.5. Clickview	19
4.6. Conference Paper.....	19
4.7. Conference paper (online)	20
4.8. Dictionary (print).....	20
4.9. Dictionary (online).....	20
4.10. Specific entry in an online dictionary (no author or editor)	20
4.11. Specific entry in an online dictionary (editor).....	21
4.12. DVD / Video / Motion Picture (including Clickview & Youtube)	21
4.13. e-book (including Safari and Google books)	21
4.14. Figures (images, illustrations, photographs, maps, charts)	22
4.15. Magazine	24
4.16. Moodle	24
4.17. Music recording (Whole album)	24
4.18. Music recording (Song from album)	25
4.19. Newspaper article	25
4.20. Newspaper article (no author).....	25
4.21. Newspaper (online).....	25
4.22. Personal communication	26
4.23. Podcast (audio or video)	26
4.24. Software (including apps)	26
4.25. Television series	26
4.26. Television (single episode from a series)	26
4.27. Thesis (print)	26
4.28. Thesis (online)	26
4.29. Wikis (including Wikipedia).....	27
4.30. Youtube see – DVD / Video / Motion picture	27
5. Reference List.....	28
6. Two letter USA state codes	33

What is APA?

Your assignment states – Please reference using the APA style - 6th ed. You think to yourself ... “Arrrgghhh... **what** does that mean, **why** do I have to do it and **how** do I do it!?”

APA is one of many referencing styles used in academic writing. APA stands for American Psychological Association. The Association outlines the style in the *Publication manual of the American Psychological Association [APA] (6th ed.)*.

UCOL programmes utilise the APA referencing style.

There are many different referencing styles (over 100). It is essential to follow the style specified in your assignments and not to mix styles. Consistency of style is important!

Why reference?

When you reference you use the standardised style to acknowledge the source of information used in your assignment.

It is important (morally & legally) to acknowledge someone else’s ideas or words you have used. Academic writing encourages paraphrasing information you have researched and read. Paraphrasing means re-wording something you have read in to your own words. If you use someone else’s words or work and fail to acknowledge them – you may be accused of plagiarism and infringing copyright.

Referencing correctly enables the marker or reader of your assignment to locate the source of the information. They can verify the information or read further on the topic.

Referencing also allows for you to retrace your steps and locate information you have used for assignments and discover further views or ideas discussed by the author.

By referencing clearly and correctly, it demonstrates you have undertaken research on the assignment topic and located relevant information.

There are **two** main parts to referencing:

1. The **first** indicating within your assignment the sources of the information you have used to write your assignment. This demonstrates support for your ideas, arguments and views. Sometimes this is referred to as: **citing in text, in text citations or text citations**
2. The **second** part to referencing is the construction of a **reference list**. The reference list shows the complete details of everything you cited and appears in an alphabetical list on a separate page, at the end of your assignment.

Tip: Everything you have cited in text appears in your reference list and likewise... everything that appears in your reference list will have been cited in text! Check this is the case prior to handing in your assignment. (The exception is when using a personal communication. Personal communications are cited in text but do not appear in the reference list. See page 25).

The following guide provides some general rules and examples using the 6th ed. of APA. For further information and help:

- Refer to the **Publication manual of the American Psychological Association** (6th ed.) [from here on referred to as the APA manual], especially chapters 6 & 7.
Copies are available at the UCOL Library, some for borrowing, some on Desk reserve. [Shelf number: 808.027 PUB]
- Student Experience Team members (Learning Services & Library staff) are available to assist with referencing
- See the [APAstyle website](http://www.apastyle.org/) (<http://www.apastyle.org/>)
- Plus there are APA wizards freely available online and Microsoft Word provides a built-in referencing function (Note: some editing maybe required when using these tools)

How to reference

1. In text citations

Even though you have put someone else's ideas or information in your own words (i.e. paraphrased), you still need to show where the original idea or information came from. This is all part of the academic writing process.

When citing in text within an assignment, use the author/s (or editor/s) last name followed by the year of publication.

Example:

Water is a necessary part of every person's diet and of all the nutrients a body needs to function, it requires more water each day than any other nutrient (Whitney & Rolfes, 2011). or

Whitney and Rolfes (2011) state the body requires many nutrients to function but highlight that water is of greater importance than any other nutrient. or

Water is an essential element of anyone's diet and Whitney and Rolfes (2011) emphasise it is more important than any other nutrient.

Reference list entry:

Whitney, E., & Rolfes, S. (2011). *Understanding nutrition* (12th ed.). Australia: Wadsworth Cengage Learning.

Note: This book did not have a city for place of publication, just a country.

Extra note: This book has an **edition**. This information is included straight after the title.

1.1. Three, four or five authors

If a work has three (3), four (4) or five (5) authors, cite all authors the first time and from then on include only the last name of the first author followed by the words et al. ('et al.' is Latin for 'and others')

Example:

Research can be defined as a systematic method of creating new knowledge or a way to verify existing knowledge (Watson, McKenna, Cowman & Keady, 2008).

Deciding on a research method demands the researcher consider carefully the problem or area of investigation being researched (Watson et al., 2008).

Reference list entry:

Watson, R., McKenna, H., Cowman, S., & Keady, K. (Eds.). (2008). *Nursing research: Designs and methods*. Edinburgh, Scotland: Churchill Livingstone Elsevier.

Note: The people were identified as the editors, hence '(Eds.)' is a shortened version of Editors.

1.2. Six or seven authors

If a work has six (6) or more authors, cite only the last name of the first author followed by et al. each time you refer to this work.

Example:

(Mikosch et al., 2010)

Reference list entry:

When a source has **up to seven (7)** authors, include all names in the reference list.

Mikosch, P., Hadrawa, T., Laubreiter, K., Brandl, J., Pilz, J., Stettner, H., & Grimm, G. (2010). Effectiveness of respiratory-sinus-arrhythmia biofeedback on state-anxiety in patients undergoing coronary angiography. *Journal of Advanced Nursing*, *66*(5), 1101-1110.

1.3. Eight or more authors

When there are eight (8) or more authors, cite only the last name of the first author followed by 'et al.' each time you refer to this work.

Example:

(Vissing et al., 2004)

Note in the reference list: When there are eight (8) or more authors, include the first six (6) authors' names and then use ellipsis points (...) before concluding with the last author's name.

Reference list entry:

Vissing, K., Brink, M., Lonbro, S., Sorensen, H., Overgaard, K., Danborg, K., ... Aagaard, P. (2008). Muscle adaptations to plyometric vs. resistance training in untrained young men. *Journal of Strength and Conditioning Research*, 22(6), 1799-1810.

1.4. Groups as authors

The names of groups that serve as authors (e.g., corporations, associations, government agencies) are usually written in full each time they appear in a text citation. The names of some group authors (e.g., associations, government agencies) are spelled out in the first citation and abbreviated thereafter. In deciding whether to abbreviate the name of a group author, use the general rule that you need to give enough information in the text citation for the reader to locate the entry in the reference list without difficulty. Some groups are recognised by an abbreviation (e.g., WHO for World Health Organisation). Refer to the APA manual, 2010, p. 176.

First text citation: (Ministry of Health [MOH], 2007).

Second & subsequent citations: (MOH, 2007).

Reference list entry:

Ministry of Health. (2007). *Looking at long-term residential care in a rest home or hospital: What you need to know*. Wellington, New Zealand: Author.

Note: If the author and publisher are the same – Author – can be used to indicate the publisher in place of the full name. See the example above.

Group as author no abbreviation

New Zealand House of Representatives, Health Committee. (2007, August). *Inquiry into obesity and type 2 diabetes in New Zealand: Report presented to the House of Representatives*. Retrieved from http://www.parliament.nz/NR/rdonlyres/47F52D0D-0132-42EF-A297-6AB08980C0EA/61821/DBSCH_SCR_3868_5335.pdf

In text citation:

(New Zealand House of Representatives, Health Committee, 2007).

1.5. Similar information referred to by more than one author

There may be occasion to refer to more than one source in relation to similar information. In this case, list the sources in alphabetical order within the brackets, separated by a semi-colon.

Example:

Resilience is seen as the ability to overcome adversary, combat stress and bounce back from hardship (Dawson, 2006; Overton, 2005).

Reference list entry:

Dawson, L. (2006). *Wise up!: How to be fearless and fulfilled in midlife*. Auckland, New Zealand: Random House New Zealand.

Overton, A. (2005). *Stress less: Make stress work for you not against you*. Auckland, New Zealand: Random House New Zealand.

1.6. Same author and same date

If a work has the same author and same date, differentiate between them by assigning lowercase letters a, b, c, etc. They are listed in the reference list alphabetically by title (excluding *A* or *The*). Refer to the APA manual, 2010, p. 178, 182.

Examples:

Eyes are susceptible to melanoma, even though it is rare (Cancer Society of New Zealand, 2013a).

According to the Cancer Society of New Zealand (2013b) the rate of...

Reference list entry:

Cancer Society of New Zealand. (2013a). *Ocular melanoma: Information sheet*. Retrieved from <http://www.cancernz.org.nz/information/cancer-types/>

Cancer Society of New Zealand. (2013b). *Reducing your cancer risk*. Retrieved from <http://www.cancernz.org.nz/reducing-your-cancer-risk/>

1.7. One work by one author, when the author is cited more than once in a paragraph

Refer to the APA Manual, 2010, p 174 (section 6.11)

The rules for this are quite complex, mostly because there is one rule for citations in brackets (parenthetical) and other rules for citations that are part of the narrative.

‘Part of the narrative’ means that the reference is part of a sentence, and not in brackets.

Examples

If a citation is part of the narrative, it looks like ‘According to Jones (2013)..., or Jones (2013) states that....

If a citation is parenthetical, it looks like ‘(Jones, 2013)’.

Citations in brackets (parenthetical)

One rule, very straightforward.

The APA manual states that the year should be included in all citations that are in brackets.

“Do include the year in all parenthetical citations” (APA, 2010, p. 174)

This applies irrespective of the style (part of the narrative, or parenthetical) of the first citation.

Example from APA manual (2010, p. 174)

Among epidemiological samples, Kessler et al. (2003) found that early onset social anxiety disorder results in a more potent and severe course.The study also showed that there was a high rate of comorbidity with alcohol abuse or dependence and major depression (Kessler et al., 2003).

Citations that are part of the narrative

There are two rules for this style of citing. Not so simple.

If the first citation is part of the narrative, do not include the year in subsequent references that are in the narrative. APA states “you need not include the year in subsequent nonparenthetical [emphasis added] references....” (APA, 2010, p. 174). We asked for clarification of the meaning of ‘need not’, via the APASTyle blog, and they have informed us that it is correct to interpret the text ‘you need not’ to mean ‘do not’.

Example from APA manual (2010, p. 174)

Among epidemiological samples, Kessler et al. (2003) found that early onset social anxiety disorder results in a more potent and severe course. Kessler et al. also found....

If the first citation is in brackets, the year is to be included in subsequent citations* within the paragraph. (*this applies whether they are in the narrative or parenthetical)

Example from APA manual (2010, p. 175)

Early onset results in a more persistent and severe course (Kessler et al., 2003). Kessler et al. (2003) also found...

1.8. Citing a secondary source

Where possible use original material. However, if the information you wish to use is cited by another author, **acknowledge the source you have read, showing it is a secondary source**. This demonstrates you have not read the original source but read about it in a secondary source. Within the text citation, use the words “as cited in” to indicate this is a secondary source. In the reference list, include the author and details of the source you actually read. Refer to the APA manual, 2010, p. 178.

Example:

Fawcett (as cited in Polit & Beck, 2008) outlined the four main concepts...

Reference list entry:

Polit, D. F., & Beck, C. T. (2008). *Nursing research: Generating and assessing evidence for nursing practice* (8th ed.). Philadelphia, PA: Wolters Kluwer Health/Lippincott Williams & Wilkins.

2. Direct quotes

Quoting directly from a work should be done sparingly, in order to emphasis or stress a point in your essay. When using a quote, it must be copied exactly as written in the original work including any punctuation or incorrect spelling. When using a quote, include the author’s last name, year of publication and page number/s where the quote appears. Refer to the APA manual, 2010, p. 170-173 for further information.

2.1. Short quote – less than 40 words

To indicate a short quote (less than 40 words), enclose the quotation within double quotation marks.

Example:

“Self-directed learning is also a term with which you will become familiar as you study in Australia or New Zealand. Students are expected to take responsibility for their own learning and organise their own study” (Hally, 2009, p. 7).

2.2. Longer quote – 40 words or more

For a quote that is 40 words or more, include it in your essay as a freestanding piece of text or block form and do not use the quotation marks. Double-space the entire quote. At the end of the quote, include the author's name, year of publication and page number/s after the full stop.

Example:

Principle-based teaching and principle-based learning are important in nursing, particularly as they relate to clinical skills. Clinical skills are usually taught according to principles, and this means that the student learns key principles associated with the skill, and then applies those principles to the actual performance of the skill. (Hally, 2009, p. 6)

Reference list entry:

Hally, M. B. (2009). *A guide for international nursing students in Australia and New Zealand*. Sydney, Australia: Elsevier.

2.3. Quotations from online resources that do not provide page numbers

The APA manual (2010, p. 171-172) states when using direct quotes from online material provide the author, year and page number within brackets (). If the page number is not known, use a paragraph number.

If the paragraph number could confuse the reader, consider including a section heading e.g. discussion section.

Example:

"The WTN exists to "encourage serendipity" -- the happy accidents of colliding ideas and new relationships that cause the biggest breakthroughs for individuals and institutions" (World Technology Network, 2014, para. 3).

Reference list entry:

World Technology Network. (2014). *About the World Technology Network*. Retrieved from <http://www.wtn.net/about>

3. The reference list

All references or information sources cited in any written work (i.e. essays, reports, research papers, etc.) need to be listed in a **reference list** on a separate page at the end of your assignment, headed '**References**' or '**Reference List**'. The reference list provides all the details necessary for the person reading and/or marking the assignment to locate and retrieve any information source cited. An accurate and properly constructed reference list provides credibility to the written work it accompanies.

Tip: Everything you have cited in text appears in your reference list and, likewise, everything **that appears in your reference list will have been cited in text!** Check this is the case prior to handing in your assignment. (The exception is when citing a personal communication. Personal communications are cited in text but do not appear in the reference list. See example 4.21)

Basic rules

1. The reference list is arranged in **alphabetical order** of the authors' last names.
2. If there is more than one **work by the same author**, order them by publication date – oldest to newest (therefore a 2004 publication would appear before a 2008 publication).
3. If there is **no author** the title moves to that position and the entry is alphabetised by the first significant word, excluding words such as "A" or "The". If the title is long, it may be shortened when citing in text.
4. Use "&" instead of "and" when listing multiple authors of a source.
5. The first line of the reference list entry is left-hand justified, while all subsequent lines are consistently indented.
6. Capitalise only the first word of the title and of the subtitle, if there is one, plus any proper names – i. e. only those words that would normally be capitalised.
7. *Italicise* the *title* of the book, the *title* of the journal/serial and the *title* of the web document.
8. Do not create separate lists for each type of information source. Books, articles, web documents, brochures, etc. are **all arranged alphabetically in one list.**

When creating the reference list entry for an information source you need to identify and record specific details. It might be useful to remember these **Ws!**

Who – wrote /edited it – **author or editor**

When was it written – **date**

What is it – **title** of book, **title** of the article & serial/journal, **title** of the web document

Where was it published (**Books**) – **place of publication**– usually city & country and **publisher's** name

Where was the article located (**Serial/journal**) - **volume number**, **issue number** and **page numbers** of the article

Where you located it (**Internet sources**) - **URL** – web address

The following are the details for common types of references. The information is usually found on the title page and the back of the title page of a book. For serials/journals, you will find the information included on the article plus the front cover or inside pages of a print serial. Webpages can take a bit of detective work. You may need to scroll to the bottom of the webpage to find a date and an author. Refer to the APA manual, 2010, p. 180-192, for further information.

3.1. Books

1. **Author/s** or **Editor/s** last name (surname) appears first, followed by initials (Bloggs, J.).
2. **Year of publication** in brackets (2010).
3. **Full title of the book.** Capitalise only the first word of the title and the subtitle, if any, and proper names. Italicise the title. Use a colon (:) between the title and subtitle.
4. Include the **edition number**, if applicable, in brackets after the title or subtitle (3rd ed.) or (Rev. ed.). Note: No full stop, after the title, if there is an edition.
5. **Place of publication.** Always include the city and 2-letter state code when published inside the USA, and the city & country, if published outside the USA (Fort Bragg, CA or Auckland, New Zealand or Benalla, Australia or Weybridge, England). If there are two or more places included in the source, then use the first one listed.
6. **Publisher's name.** Provide this as briefly as possible. Do not use terms such as Publishers, Co., or Inc. but include the words Books & Press. When the author and the publisher are the same, use the word *Author* as the name of the publisher.

3.2. Book – one author

Collier, A. (2008). *The world of tourism and travel*. Rosedale, New Zealand: Pearson Education New Zealand.

3.3. Book – place of publication

Note: always include the city and 2-letter state code when published inside the USA, and city & country if published outside the USA.

Airey, D. (2010). *Logo design love: A guide to creating iconic brand identities*. Berkeley, CA: New Riders.

Stein, R. (2001). *Rick Stein's seafood*. London, England: BBC.

3.4. Book – editor

Aspinall, V. (Ed.). (2014). *Clinical procedures in veterinary nursing* (3rd ed.). Edinburgh, Scotland: Elsevier.

3.5. Book – author & publisher are the same

MidCentral District Health Board. (2008). *District annual plan 2008/09*. Palmerston North, New Zealand: Author.

3.6. Chapter in an edited book

Palmer, F. (2007). Treaty principles and Maori sport: Contemporary issues. In C. Collins & S. Jackson (Eds.), *Sport in Aotearoa/New Zealand society* (2nd ed., pp. 307-334). South Melbourne, Australia: Thomson.

McKinney, C., & Smith, N. (2005). Te Tiriti o Waitangi or The Treaty of Waitangi: What is the difference? In D. Wepa (Ed.), *Cultural safety in Aotearoa New Zealand* (pp. 39-57). Auckland, New Zealand: Pearson Education New Zealand.

3.7. Serial/journal articles

1. **Author/s** last name (surname) first, followed by initials.
2. **Year of publication** in brackets. (2012)
3. **Title of article**. Capitalise only the first word of the title and the subtitle, if any, and proper names. Use a colon (:) between the title and subtitle.
4. **Title of the serial/journal** in full in *italics*.
5. **Volume number**, in *italics*. Do not use “Vol.” before the number.
6. **Issue number**. This is bracketed immediately after the volume number but not italicised.
7. Month, season or other designation of publication if there is no volume or issue number.
8. Include all **page numbers**.
9. Include any **Digital Object Identifiers [DOI]**.

3.8. Serial / journal article (print)

Thompson, C. (2010). Facebook: Cautionary tales for nurses. *Kai Tiaki: Nursing New Zealand*, 16(7), 26.

3.9. Serial / journal article – more than one author (print)

Gabbett, T., Jenkins, D., & Abernethy, B. (2010). Physical collisions and injury during professional rugby league skills training. *Journal of Science and Medicine in Sport*, 13(6), 578-583

3.10. Serial / journal article (online from a database – e.g. EBSCO or Newztext)

The database name and retrieval date are no longer required. Include the home page of the journal. This may require a quick web search to locate the URL (Refer to the APA manual, p. 191-192, 199).

Marshall, M., Carter, B., Rose, K., & Brotherton, A. (2009). Living with type 1 diabetes: Perceptions of children and their parents. *Journal of Clinical Nursing*, 18(12), 1703-1710. Retrieved from <http://www.wiley.com/bw/journal.asp?ref=0962-1067>

Otherwise, simply reference the journal article as per the print version (check with your lecturer to ensure this is acceptable)

Huy, C., Becker, S., Gomolinsky, U., Klein, T., & Thiel, A. (2008). Health, medical risk factors and bicycle use in everyday life in the over-50 population. *Journal of Aging & Physical Activity*, 16(4), 454-464.

3.11. Serial / journal – more than one author (online– DOI)

The 6th ed. of the APA manual emphasises the use of **DOI (Digital Object Identifiers)**. Many publishers, databases and online journals use DOIs. They are alpha-numeric codes that usually appear on the first page of the article. Copy the DOI exactly as it appears.

Gabbett, T., Jenkins, D., & Abernethy, B. (2010). Physical collisions and injury during professional rugby league skills training. *Journal of Science and Medicine in Sport*, 13(6), 578-583.
doi:10.1016/j.jsams.2010.03.007

If the article has **no DOI**:

Consider providing the home page URL of the journal. If you are accessing the article from a database, you may need to do a quick web search to locate this URL.

It is **not necessary** to include the name of the **database**.

No retrieval date is necessary for content that is not likely to be changed or updated. These are DOI resolver / locator sites: <http://dx.doi.org/> and <http://www.crossref.org/>

3.12. Serial / Journal article – 8 or more authors (online – no DOI)

Reference list:

Crooks, C., Ameratunga, R., Brewerton, M., Torok, M., Buetow, S., Brothers, S., ... Jorgensen, P. (2010). Adverse reactions to food in New Zealand children aged 0-5 years. *New Zealand Medical Journal*, 123(1327). Retrieved from <http://www.nzma.org.nz/journal/123-1327/4469/>

In text citation:

(Crooks et al., 2010).

3.13. Internet sources

Where possible, include similar information, in the same order, as you would for other types of information and other sources (who, when, what) and then add the electronic retrieval information required for people to locate the material you cited (where).

1. Author/s of the document or information – individual or organisation/corporate author.
2. Date of publication. If no date is available use (n.d.).
3. Title of the document or webpage in *italics*.
4. Complete & correct web address/URL.

Note: APA 6th ed. **does not require a retrieval date** for most online information, although, the APA manual states to include a retrieval date for material that may change over time (e.g. Wikis) (p.192).

3.14. Internet – no author, no date

When using information from the Internet consider carefully the origins of the information. Is it credible, valid and reliable? Sometimes it is not clear who (author) wrote it or when (date) it was written.

Reference list:

Pet therapy. (n.d.). Retrieved from http://www.holisticonline.com/stress/stress_pet-therapy.htm

In text citation:

(Pet therapy, n.d.).

3.15. Internet – Organisation / Corporate author

Reference list:

Ministry of Health. (2014). *Ebola: Information for the public*. Retrieved from <http://www.health.govt.nz/your-health/conditions-and-treatments/diseases-and-illnesses/ebolainformation-public>

In text citation:

First time cited: (Ministry of Health [MOH], 2014).

Second and subsequent citations: (MOH, 2014).

SPCA New Zealand. (2011). *Your dog may be dying from the heat* [Press release]. Retrieved from <http://www.rnzspca.org.nz/news/press-releases/360-your-dog-may-be-dying-from-the-heat>

In text citation:

(SPCA New Zealand, 2011).

4. Examples of various types of information sources

The following are examples of various types of information sources UCOL students and staff may use for their study and assignments. For further details and examples see the APA manual (2010), especially chapters 6 & 7.

4.1. Act (statute / legislation)

Reference list:

Health and Safety in Employment Act 1992. (2013, December 16). Retrieved from <http://www.legislation.govt.nz>

Note: The date in brackets is the date on the Act indicating the latest update or reprint.

In text citation:

(Health and Safety in Employment Act 1992, 2013).

4.2. Blog post

Reference list:

Stefanie. (2014, October 8). What a tangled web: Website versus webpage [Blog post]. Retrieved from <http://blog.apastyle.org/apastyle/2014/10/what-a-tangled-web-website-versus-webpage.html>

Note: The title of the blog post is ***not italicised*** – who knows why not? The vagaries of APA! Refer to the APA manual, 2010, p. 215. The APA manual uses the technical term [Web log post] as the descriptor but we have used the common terminology [Blog post].

In text citation:

(Stefanie, 2014).

4.3. Brochure / pamphlet

Tamihana, B. (2007). *Gambling health promotion: Mate petipeti whakapiki hauora* [Brochure]. Palmerston North, New Zealand: Best Care (Whakapai Hauora) Charitable trust.

4.4. Brochure / pamphlet (no author)

Reference list:

Ageing well: How to be the best you can be [Brochure]. (2009a). Wellington, New Zealand: Ministry of Health.

In text citation (for print brochure):

("Ageing well," 2009a).

Same brochure accessed online

Ageing well: How to be the best you can be [Brochure]. (2009b). Retrieved from <https://www.healthed.govt.nz/resource/ageing-well-how-be-best-you-can-be>

4.5. ClickView

see DVD / Video / Motion Picture

4.6. Conference Paper

Reference list:

Williams, J., & Seary, K. (2010). Bridging the divide: Scaffolding the learning experiences of the mature age student. In J. Terrell (Ed.), *Making the links: Learning, teaching and high quality student outcomes*. Proceedings of the 9th Conference of the New Zealand Association of Bridging Educators (pp. 104-116). Wellington, New Zealand.

In text citation:

(Williams & Seary, 2010).

4.7. Conference paper (online)

Reference list:

Cannan, J. (2008). Using practice based learning at a dual-sector tertiary institution: A discussion of current practice. In R. K. Coll, & K. Hoskyn (Eds.), *Working together: Putting the cooperative into cooperative education*. Conference proceedings of the New Zealand Association for Cooperative Education, New Plymouth, New Zealand. Retrieved from http://www.nzace.ac.nz/conferences/papers/Proceedings_2008.pdf

MacColl, F., Ker, I., Huband, A., Veith, G., & Taylor, J. (2009, November 12-13). *Minimising pedestrian/cyclist conflict on paths*. Paper presented at the Seventh New Zealand Cycling Conference, New Plymouth, New Zealand. Retrieved from http://cyclingconf.org.nz/system/files/NZCyclingConf09_2A_MacColl_PedCycleConflicts.pdf

In text citation:

First time cited: (MacColl, Ker, Huband, Veith & Taylor, 2009).

Second and subsequent citations: (MacColl et al., 2009).

4.8. Dictionary (print)

Reference list:

Weller, B. F. (Ed.). (2009). *Bailliere's nurses dictionary: For nurses and health care workers* (25th ed.). Edinburgh, Scotland: Elsevier.

4.9. Dictionary (online)

Reference list:

Cambridge dictionaries online. (2011). Retrieved from <http://dictionary.cambridge.org/>

In text citation:

(Cambridge dictionaries online, 2011).

4.10. Specific entry in an online dictionary (no author or editor)

Reference list:

Acquiescence. (2011). In *Merriam-Webster's online dictionary*. Retrieved from <http://www.merriamwebster.com/dictionary/acquiescence>

In text citation:

(Acquiescence, 2011).

4.11. Specific entry in an online dictionary (editor)

Simpson, J. (Ed.). (2011). Acquiescence. In *Oxford English dictionary*. Retrieved from <http://www.oed.com/>

4.12. DVD / Video / Motion Picture (including ClickView & Youtube)

Reference list:

Gardiner, A., Curtis, C., & Michael, E. (Producers), & Waititi, T. (Director). (2010). *Boy: Welcome to my interesting world* [DVD]. New Zealand: Transmission.

In text citation:

(Gardiner, Curtis, Michael & Waititi, 2010).

Reference list:

Ahmed, A. (Producer), & Breitenmoser, K. (Director). (2012). *Job seeker Q&A: Planning your search* [ClickView DVD]. Bendigo, Australia: VEA.

Competenz NZ. (2014, October 16). *The tattooed baker* [Video file]. Retrieved from <https://www.youtube.com/watch?v=-Gr1laBVXkl&list=UUfkO7pVdlaH2ROyw0pzvryg>

4.13. e-book (including Safari and Google books)

Reference list:

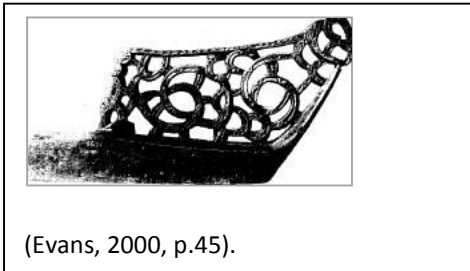
Rich, J. R. (2011). *Your iPad 2 at work* [e-book]. Retrieved from <http://safaribooksonline.com>

Sadun, E., Grothaus, M., & Sande, S. (2011). *Taking your iPad 2 to the max* (2nd ed.) [e-book]. Retrieved from <http://books.google.co.nz>


4.14. Figures (images, illustrations, photographs, maps, charts)

When you use a figure for educational purposes (e.g. in essays, reports, presentations, Moodle) you need to reference the **source of the figure**. This means you need to cite and reference the publication details of where you found the figure e.g. the web page, newspaper, book, or any other publication. Check with your lecturer to make sure you meet the programme requirements for referencing figures.

In text citation



or



- Insert the figure within your essay/report, not as a separate page.
- Use the most original source available.
- The in text citation below the figure identifies the source.
- Include the page or paragraph number if there is one.
- Include the full details in the reference list.







Optional extras

- You can include a label: *Figure 1*
- You can include a title and/or information about the figure. This can be in your own words if necessary.
- You do not need to repeat all the caption details within the narrative. You may simply refer to *Figure 1*, *Figure 2* etc.

In the reference list

- Where did you find this figure?
- You need to provide the information to identify and find each source.
- Include all the publishing details in your reference list (Who. When. What. Where from.) This is the information that will let your reader find the book or journal article or web page or database where you found the figure.

Specific examples

Source	In text citation (Who, When)	Reference list Who. (When). What. Where from.
<p>From Google Images Find the original source by selecting the image then select 'Visit page'. Reference this page i.e. go to where Google located the image</p>	 (Zimbio, 2013)	<p>Zimbio. (2013). NZFW A/W 2013: Charlie Brown – Backstage [Image]. Retrieved from http://www.zimbio.com/pictures/ZIL6dIX5VQT/NZFW+W+2013+Charlie+Brown+Backstage</p>
<p>From a book (or a journal article) Include the page number in the in text citation</p>	 (Evans, 2000, p.45)	<p>Evans, J. (2000). <i>Waka taua: The Maori war canoe</i>. Auckland, New Zealand: Reed.</p>
<p>From a database e.g. Britannica Images Quest or SMART Imagebase. Note: No Who (author) is obvious, therefore the What (title) is used.</p>	 (Heart, 2012)	<p>Heart [Image]. (2012). Retrieved from Encyclopaedia Britannica Image Quest database.</p>
<p>Unpublished – in a personal collection i.e. you created the figure and it is not published.</p>	 Douglas Channel, Canada, 2009 (Personal collection)	<p><i>Not in the 'Reference list' as it has not been published</i></p>
<p>Art works In the caption include the details you consider to be relevant about the art work e.g. Artist, Title, Year created. This is followed by the in text citation which is giving details about where the figure was published.</p>	 Figure 1. Manet, River at Argenteuil, 1874 (Pool, 1973, p.134)	<p>Pool, P. (1973). <i>Impressionism</i>. London, England: Thames & Hudson.</p>
<p>Clip Art Check with your lecturer – do they want you to reference Clip Art or not?</p>	 (Child's footprint, n.d.)	<p>Child's footprint. [Image]. (n.d.). Microsoft Word Clip Art.</p>

Copyright of figures (Images, illustrations, photographs, maps, charts)

You do not need to get copyright permission if you are using the figure for educational purposes. The New Zealand Copyright Act (1994) allows the free use of figures for educational purposes but they must be referenced. *If you plan to sell or exhibit your work you will need to get copyright permission for figures used.* The Copyright Council of New Zealand provides useful information at <http://www.copyright.org.nz/infosheets.php>

4.15. Magazine

Reference list:

White, M. (2011, October). Food, inglorious food. *North & South*, 307, 96-97.

Ng, A. (2011, October-December). Brush with history. *Habitus*, 13, 83-87.

In text citation:

(Ng, 2011).

4.16. Moodle

Note: It is advisable to check with your lecturer prior to referencing information from Moodle. Some lecturers may not permit it. Provide enough details to clearly show where you retrieved the information.

Darragh, L. (2012). *Professional and cultural practice 513: Consent: Patient care in professional and cultural practice* [Moodle]. Palmerston North, New Zealand: UCOL.

4.17. Music recording (Whole album)

Reference list:

Midler, B. (2010b). *Memories of you* [CD]. London, England: Warner Music UK.

In text citation:

(Midler, 2010b).

Reference list:

Nga Pihī. (2011b). *Taki mei ao: Maori songs for children* [CD]. Porirua, New Zealand: Universal Children's Audio.

In text citation:

(Nga Pihī, 2011b).

4.18. Music recording (Song from album)

Reference list:

Midler, B. (2010a). The folks who live on the hill. On *Memories of you* [CD]. London, England: Warner Music UK.

In text citation:

The heartfelt “The folks who live on the hill” provides an ideal vehicle for Midler to showcase her talents (Midler, 2010a, track 5).

Reference list:

Nga Pihī. (2011a). Korikori. On *Taku meiao: Maori songs for children* [CD]. Porirua, New Zealand: Universal Children’s Audio.

In text citation:

The children responded positively to “Korikori” (Nga Pihī, 2011, track 14).

4.19. Newspaper article

Reference List:

Matthews, L. (2011, November 23). Foodbanks urge public to give generously. *Manawatu Standard*, p. 4.

In text citation:

(Matthews, 2011).

4.20. Newspaper article (no author)

Reference list:

Little blue penguins homeward bound. (2011, November 23). *Manawatu Standard*, p. 5.

In text citation:

Shorten the title and enclose in quotation marks.

(“Little blue penguins”, 2011).

4.21. Newspaper (online)

Rogers, C. (2011, November 26). Smartphone could replace wallets. *The Dominion Post*. Retrieved from <http://www.stuff.co.nz/technology/gadgets/6038621/Smartphone-could-replace-wallets>

4.22. Personal communication

This refers to letters, including email, interviews, telephone conversations and discussions on placement or work experience. **Personal communications are cited in text only and are NOT included in the reference list.** Refer to APA manual, 2010, p.179.

In text citation:

No-tillage technologies have revolutionised the way arable farmers manage their farming operation and practices (W.R. Ritchie, personal communication, September 30, 2014).

4.23. Podcast (audio or video)

Radio New Zealand. (2014, December 3). *Filmmaker slams corporates for delay tactics on climate change* [Audio podcast]. Retrieved from <http://www.radionz.co.nz/audio/player/20159538>

4.24. Software (including apps)

UBM Medica. (2010). iMIMS (Version1.2.0) [Mobile application software]. Retrieved from <http://itunes.apple.com>

4.25. Television series

Flanagan, A., & Philipson, A. (Series producers & directors). (2011). *24 hours in A & E* [Television series]. Belfast, Ireland: Channel 4.

4.26. Television (single episode from a series)

Beaudry, C. (Series producer). (2014). Northland harbours [Television series episode]. In J. Curran (Executive producer), *Our big blue backyard*. Dunedin, New Zealand: Natural History of New Zealand.

Note: If you can locate writer or director for your episode, use them place of series producer.

4.27. Thesis (print)

Johnson, S. (2013). *Style strategies* (Master's thesis). UCOL, Whanganui School of Design, Whanganui, New Zealand.

4.28. Thesis (online)

Mann, D. L. (2010). *Vision and expertise for interceptive actions in sport* (Doctoral dissertation, The University of New South Wales, Sydney, Australia). Retrieved from <http://handle.unsw.edu.au/1959.4/44704>

4.29. Wikis (including Wikipedia)

Wikis can generally be written and edited by more than one person. Use wiki information wisely.

Wikipedia can be a good starting point to discover background information on a topic and you can use the citations and links in any entry to verify information and locate original sources. Check with your lecturer – Are you allowed to use Wikipedia as a reference source?

Reference list

Moodle. (2014). Retrieved December 8, 2014, from Wikipedia: <http://en.wikipedia.org/wiki/Moodle>

In text citation

(Moodle, 2014).

4.30. Youtube see – DVD / Video / Motion picture

5. Reference List

- Acquiescence. (2011). In *Merriam-Webster's online dictionary*. Retrieved from <http://www.merriamwebster.com/dictionary/acquiescence>
- Ageing well: How to be the best you can be* [Brochure]. (2009a). Wellington, New Zealand: Ministry of Health.
- Ageing well: How to be the best you can be* [Brochure]. (2009b). Retrieved from <https://www.health.govt.nz/resource/ageing-well-how-be-best-you-can-be>
- Ahmed, A. (Producer), & Breitenmoser, K. (Director). (2012). *Job seeker Q&A: Planning your search* [ClickView DVD]. Bendigo, Australia: VEA.
- Airey, D. (2010). *Logo design love: A guide to creating iconic brand identities*. Berkeley, CA: New Riders.
- American Psychological Association. (2010). *Publication manual of the American Psychological Association* (6th ed.). Washington, DC: Author.
- Aspinall, V. (Ed.). (2014). *Clinical procedures in veterinary nursing* (3rd ed.). Edinburgh, Scotland: Elsevier.
- Beaudry, C. (Series producer). (2014). Northland harbours [Television series episode]. In J. Curran (Executive producer), *Our big blue backyard*. Dunedin, New Zealand: Natural History of New Zealand.
- Cambridge dictionaries online*. (2011). Retrieved from <http://dictionary.cambridge.org/>
- Cancer Society of New Zealand. (2013a). *Ocular melanoma: Information sheet*. Retrieved from <http://www.cancernz.org.nz/information/cancer-types/>
- Cancer Society of New Zealand. (2013b). *Reducing your cancer risk*. Retrieved from <http://www.cancernz.org.nz/reducing-your-cancer-risk/>
- Cannan, J. (2008). Using practice based learning at a dual-sector tertiary institution: A discussion of current practice. In R. K. Coll, & K. Hoskyn (Eds.), *Working together: Putting the cooperative into cooperative education*. Conference proceedings of the New Zealand Association for Cooperative Education, New Plymouth, New Zealand. Retrieved from http://www.nzace.ac.nz/conferences/papers/Proceedings_2008.pdf
- Child's footprint*. [Image]. (n.d.). Microsoft Word Clip Art.
- Collier, A. (2008). *The world of tourism and travel*. Rosedale, New Zealand: Pearson Education New Zealand.

- Competenz NZ. (2014, October 16). The tattooed baker [Video file]. Retrieved from <https://www.youtube.com/watch?v=-Gr1IaBVXki&list=UUfkO7pVdIaH2ROyw0pzvryg>
- Crooks, C., Ameratunga, R., Brewerton, M., Torok, M., Buetow, S., Brothers, S., ... Jorgensen, P. (2010). Adverse reactions to food in New Zealand children aged 0-5 years. *New Zealand Medical Journal*, 123(1327). Retrieved from <http://www.nzma.org.nz/journal/123-1327/4469/>
- Darragh, L. (2012). *Professional and cultural practice 513: Consent: Patient care in professional and cultural practice* [Moodle]. Palmerston North, New Zealand: UCOL.
- Dawson, L. (2006). *Wise up!: How to be fearless and fulfilled in midlife*. Auckland, New Zealand: Random House New Zealand.
- Evans, J. (2000). *Waka taua: The Maori war canoe*. Auckland, New Zealand: Reed.
- Flanagan, A., & Philipson, A. (Series producers & directors). (2011). *24 hours in A & E* [Television series]. Belfast, Ireland: Channel 4.
- Gabbett, T., Jenkins, D., & Abernethy, B. (2010). Physical collisions and injury during professional rugby league skills training. *Journal of Science and Medicine in Sport*, 13(6), 578-583.
- Gardiner, A., Curtis, C., & Michael, E. (Producers), & Waititi, T. (Director). (2010). *Boy: Welcome to my interesting world* [DVD]. New Zealand: Transmission.
- Hally, M. B. (2009). *A guide for international nursing students in Australia and New Zealand*. Sydney, Australia: Elsevier.
- Health and Safety in Employment Act 1992*. (2013, December 16). Retrieved from <http://www.legislation.govt.nz>
- Heart* [Image]. (2012). Retrieved from Encyclopaedia Britannica Image Quest database.
- Huy, C., Becker, S., Gomolinsky, U., Klein, T., & Thiel, A. (2008). Health, medical risk factors and bicycle use in everyday life in the over-50 population. *Journal of Aging & Physical Activity*, 16(4), 454-464.
- Johnson, S. (2013). *Style strategies* (Master's thesis). UCOL, Whanganui School of Design, Whanganui, New Zealand.
- Jones, B. (2013). *Study skills 101* (4th ed.). Palmerston North, New Zealand: Blakiston Books.
- Kessler, R. C., Berglund, P., Demler, O., Jin, R., Koretz, D., Merikangas, K. R., ... Wang, P.S. (2003). The epidemiology of major depressive disorder: Results from the National Comorbidity Survey Replication (NCS-R). *JAMA: The Journal of the American Medical Association*, 289(23), 3095-3105.
- Little blue penguins homeward bound. (2011, November 23). *Manawatu Standard*, p. 5.

- MacColl, F., Ker, I., Huband, A., Veith, G., & Taylor, J. (2009, November 12-13). *Minimising pedestrian-cyclist conflict on paths*. Paper presented at the Seventh New Zealand Cycling Conference, New Plymouth, New Zealand. Retrieved from http://cyclingconf.org.nz/system/files/NZCyclingConf09_2A_MacColl_PedCycleConflicts.pdf
- Mann, D. L. (2010). *Vision and expertise for interceptive actions in sport* (Doctoral dissertation, The University of New South Wales, Sydney, Australia). Retrieved from <http://handle.unsw.edu.au/1959.4/44704>
- Marshall, M., Carter, B., Rose, K., & Brotherton, A. (2009). Living with type 1 diabetes: Perceptions of children and their parents. *Journal of Clinical Nursing*, 18(12), 1703-1710. Retrieved from <http://www.wiley.com/bw/journal.asp?ref=0962-1067>
- Matthews, L. (2011, November 23). Foodbanks urge public to give generously. *Manawatu Standard*, p. 4.
- McKinney, C., & Smith, N. (2005). Te Tiriti o Waitangi or The Treaty of Waitangi: What is the difference? In D. Wepa (Ed.), *Cultural safety in Aotearoa New Zealand* (pp. 39-57). Auckland, New Zealand: Pearson Education New Zealand.
- MidCentral District Health Board. (2008). *District annual plan 2008/09*. Palmerston North, New Zealand: Author.
- Midler, B. (2010a). The folks who live on the hill. On *Memories of you* [CD]. London, England: Warner Music UK.
- Midler, B. (2010b). *Memories of you* [CD]. London, England: Warner Music UK.
- Mikosch, P., Hadrawa, T., Laubreiter, K., Brandl, J., Pilz, J., Stettner, H., & Grimm, G. (2010). Effectiveness of respiratory-sinus-arrhythmia biofeedback on state-anxiety in patients undergoing coronary angiography. *Journal of Advanced Nursing*, 66(5), 1101-1110.
- Ministry of Health. (2007). *Looking at long-term residential care in a rest home or hospital: What you need to know*. Wellington, New Zealand: Author.
- Ministry of Health. (2014). *Ebola: Information for the public*. Retrieved from <http://www.health.govt.nz/your-health/conditions-and-treatments/diseases-and-illnesses/ebola-information-public>
- Moodle. (2014). Retrieved December 8, 2014, from Wikipedia: <http://en.wikipedia.org/wiki/Moodle>
- New Zealand House of Representatives, Health Committee. (2007, August). *Inquiry into obesity and type 2 diabetes in New Zealand: Report presented to the House of Representatives*. Retrieved from http://www.parliament.nz/NR/rdonlyres/47F52D0D-0132-42EF-A297-6AB08980C0EA/61821/DBSCH_SCR_3868_5335.pdf
- Ng, A. (2011, October-December). Brush with history. *Habitus*, 13, 83-87.
- Nga Pihī. (2011a). Korikori. On *Taku meiao: Maori songs for children* [CD]. New Zealand: Universal Children's Audio.

- Nga Pihī. (2011b). *Taki mei ao: Maori songs for children* [CD]. New Zealand: Universal Children's Audio.
- Overton, A. (2005). *Stress less: Make stress work for you not against you*. Auckland, New Zealand: Random House New Zealand.
- Palmer, F. (2007). Treaty principles and Maori sport: Contemporary issues. In C. Collins & S. Jackson (Eds.), *Sport in Aotearoa/New Zealand* (2nd ed., pp. 307-334). South Melbourne, Australia: Thomson.
- Pet therapy*. (n.d.). Retrieved from http://www.holisticonline.com/stress/stress_pet-therapy.htm
- Polit, D. F., & Beck, C. T. (2008). *Nursing research: Generating and assessing evidence for nursing practice* (8th ed.). Philadelphia, PA: Wolters Kluwer Health/Lippincott Williams & Wilkins.
- Pool, P. (1973). *Impressionism*. London, England: Thames & Hudson.
- Radio New Zealand. (2014, December 3). *Filmmaker slams corporates for delay tactics on climate change* [Audio podcast]. Retrieved from <http://www.radionz.co.nz/audio/player/20159538>
- Rich, J. R. (2011). *Your iPad 2 at work* [e-book]. Retrieved from <http://safaribooksonline.com>
- Rogers, C. (2011, November 26). Smartphone could replace wallets. *The Dominion Post*. Retrieved from <http://www.stuff.co.nz/technology/gadgets/6038621/Smartphone-could-replace-wallets>
- Sadun, E., Grothaus, M., & Sande, S. (2011). *Taking your iPad 2 to the max* (2nd ed.). [e-book]. Retrieved from <http://books.google.co.nz>
- Simpson, J. (Ed.). (2011). Acquiescence. In *Oxford English dictionary*. Retrieved from <http://www.oed.com/>
- SPCA New Zealand. (2011). *Your dog may be dying from the heat* [Press release]. Retrieved from <http://www.rnzspca.org.nz/news/press-releases/360-your-dog-may-be-dying-from-the-heat>
- Stefanie. (2014, October 8). What a tangled web: Website versus webpage [Blog post]. Retrieved from <http://blog.apastyle.org/apastyle/2014/10/what-a-tangled-web-website-versuswebpage.html>
- Stein, R. (2001). *Rick Stein's seafood*. London, England: BBC.
- Tamihana, B. (2007). *Gambling health promotion: Mate petipeti whakapiki hauora* [Brochure]. Palmerston North, New Zealand: Best Care (Whakapai Hauora) Charitable trust.
- Thompson, C. (2010). Facebook: Cautionary tale for nurses. *Kai Tiaki: Nursing New Zealand*, 16(7), 26.
- UBM Medica. (2010). iMIMS (Version1.2.0) [Mobile application software]. Retrieved from <http://itunes.apple.com>
- Vissing, K., Brink, M., Lonbro, S., Sorensen, H., Overgaard, K., Danborg, K., ... Aagaard, P. (2008). Muscle adaptations to plyometric vs. resistance training in untrained young men. *Journal of Strength and Conditioning Research*, 22(6), 1799-1810.

- Watson, R., McKenna, H., Cowman, S., & Keady, K. (Eds.). (2008). *Nursing research: Designs and methods*. Edinburgh, Scotland: Churchill Livingstone Elsevier.
- Weller, B. F. (Ed.). (2009). *Bailliere's nurses dictionary: For nurses and health care workers* (25th ed.). Edinburgh, Scotland: Elsevier.
- White, M. (2011, October). Food, inglorious food. *North & South*, 307, 96-97.
- Whitney, E., & Rolfes, S. (2011). *Understanding nutrition* (12th ed.). Australia: Wadsworth Cengage Learning.
- Williams, J., & Seary, K. (2010). Bridging the divide: Scaffolding the learning experiences of the mature age student. In J. Terrell (Ed.), *Making the links: Learning, teaching and high quality student outcomes*. Proceedings of the 9th Conference of the New Zealand Association of Bridging Educators (pp. 104-116). Wellington, New Zealand.
- World Technology Network. (2014). *About the World Technology Network*. Retrieved from <http://www.wtn.net/about>
- Zimbio. (2013). *NZFW A/W 2013: Charlie Brown – Backstage* [Image]. Retrieved from <http://www.zimbio.com/pictures/ZIL6dIX5VQT/NZFW+W+2013+Charlie+Brown+Backstage>

Disclaimer

The guide is an APA referencing tool set up especially for UCOL. However, your course, programme, school, or institution may prescribe other specific conventions and recommendations which will supersede the UCOL guide. If you have any questions, please consult your lecturers or course coordinators.

6. Two letter USA state codes

State or Territory		State or Territory	
Alabama	AL	Nevada	NV
Alaska	AK	New Hampshire	NH
Arizona	AZ	New Jersey	NJ
Arkansas	AR	New Mexico	NM
California	CA	New York	NY
Colorado	CO	North Carolina	NC
Connecticut	CT	North Dakota	ND
Delaware	DE	Ohio	OH
District of Columbia	DC	Oklahoma	OK
Florida	FL	Oregon	OR
Georgia	GA	Pennsylvania	PA
Hawaii	HI	Rhode Island	RI
Idaho	ID	South Carolina	SC
Illinois	IL	South Dakota	SD
Indiana	IN	Tennessee	TN
Iowa	IA	Texas	TX
Kansas	KS	Utah	UT
Kentucky	KY	Vermont	VT
Louisiana	LA	Virginia	VA
Maine	ME	Washington	WA
Maryland	MD	West Virginia	WV
Massachusetts	MA	Wisconsin	WI
Michigan	MI	Wyoming	WY
Minnesota	MN	American Samoa	AS
Mississippi	MS	Guam	GU
Missouri	MO	Northern Mariana Islands	MP
Montana	MT	Puerto Rico	PR
Nebraska	NE	Virgin Islands	VI

